

K-3 CLASS Observations in North Valley Career and Technology Center Region

What is CLASS?

Classroom
Assessment
Scoring
System

Observations of 21st
Century Learning
Community Centers

The CLASS tool demonstrates that interactions between students and teachers play an instrumental role in student development and learning (Pianta et al., 2008).

Measures 10 Dimensions of Classroom Experience

Grouped into 3 Domains

- *Emotional Support*
- *Classroom Organization*
- *Instructional Support*

Schools Observed

- Midway
- Northwood
- Park River Area

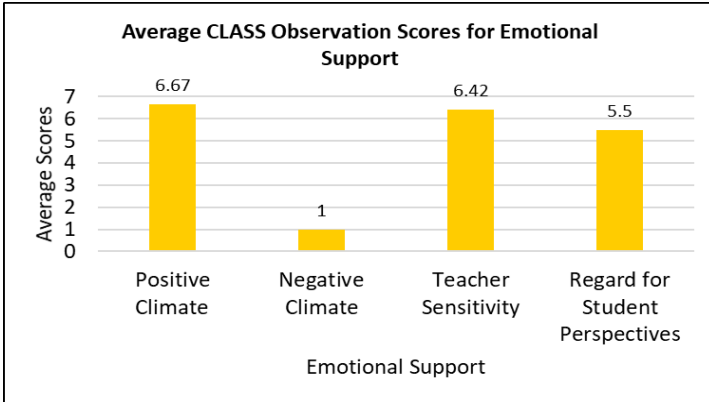
Observations Included

- Students who were kindergarteners, first, and third graders, and clusters of 1-2 and 2-3 grades
- 2 trained and certified observers to ensure reliability
- 2, 30-minute observations (20-minutes to observe, 10-minutes to record)

Activities Observed

- Science
- Art
- Social Studies
- Language Arts


Emotional Support Findings




- Students and teachers enjoyed warm supportive relationships with each other.
- There was high teacher sensitivity.
- Regard for student perspectives was in the higher middle range.

Classroom Organization Findings

- Teachers' use of behavior management was high.
- Productivity and use of instructional learning formats was in the higher middle range.



Instructional Support Findings



- Concept development, quality of feedback, and language modeling were all moderate.

Recommendations

- To facilitate higher levels of concept development, students can be asked more open-ended questions.
- Enhancement of quality of feedback can be increased by more scaffolding of students by providing hints, resources, or asking additional questions.

Note. 1 to 2 = Low Range, 3 to 5 = Middle Range, and 6 to 7 = High